

# van Gansewinkel Groep

Van Gansewinkel ■ Coolrec ■ Maltha ■ AVR

Alex Branderhorst  
Coolrec bv

April 2012  
Polyolefine-project

**WASTE**

**NO**

**MORE**

# Coolrec/PHB:

- ✓ Market leader in the Benelux
- ✓ Market share of 33% in the Netherlands and 57% in Belgium.
- ✓ Aims to maximise recycling at C2C level
- ✓ Coolrec is been transformed from a traditional recycler into a sustainable raw materials supplier.
- ✓ Our strategy is directly linked to global raw material shortages and the recycling of raw materials leads to CO2 reduction
- ✓ managing the recovery of valuable raw materials from end-of-life products.



# Content of this presentation

- Legislation/Policy for (Waste Packaging) Collection in The Netherlands
- Collection Scheme in The Netherlands
- Plastic Waste Packaging Streams in The Netherlands
- Plastic Waste Packaging Collection
- Plastic Waste Packaging Collection in Breda and Heusden
- Recycling of Plastic Waste Packaging Plastic 2010-2011 from consumers/households




# Policy for Collection of Waste Packaging Plastics:

- In the Netherlands there is a Policy for the Collection of Waste, stated into “Landelijk Afvalbeheers Plan” LAP: (1994/62/EC)
- This new Policy is National Law, which started in 2009.
- Reason for this new (National Law): start of (pilot) collection of Plastics coming from households separately from the other waste (grey bin).
- Policy-target for collection in 2010: 32%
- Policy-target for collection in 2011: 38%
- Policy-target for collection in 2012: 42%.
- Compared to the Fact of collected Waste Plastics in The Netherlands in 2009: officially this was 39%, but during 2009 this has been decreased to 32%.

# Ladder of Lansink

- The Waste Hierarchy Pyramid

**Prevention**  
**Reuse**  
**Mechanical Recycling**  
**Incineration**  
**Landfill**




# Collection Schemes

- Until 2008 there were a lot of collection schemes in The Netherlands, related to (specific) branches.
- This system was not transparent, cost ineffective and there were a lot of 'free riders', so not reliable statistics.
- New LAP in 2009 introduced a new system by Stichting Nedvang, called 'PLASTIC HEROES'
- Stichting Nedvang arranges all collection schemes, fees for all communities in The Netherlands in order to increase the collection of Plastics (and recycling of this at last...)!
- Availability in 2010: between 840 kton – 900 kton (based on survey producers of virgin packaging materials within The Netherlands).



**PLASTIC AFVAL KUN  
JE BETER SCHEIDEN**



**GEEF  
PLASTIC  
AFVAL  
EEN  
NIEUW  
LEVEN**

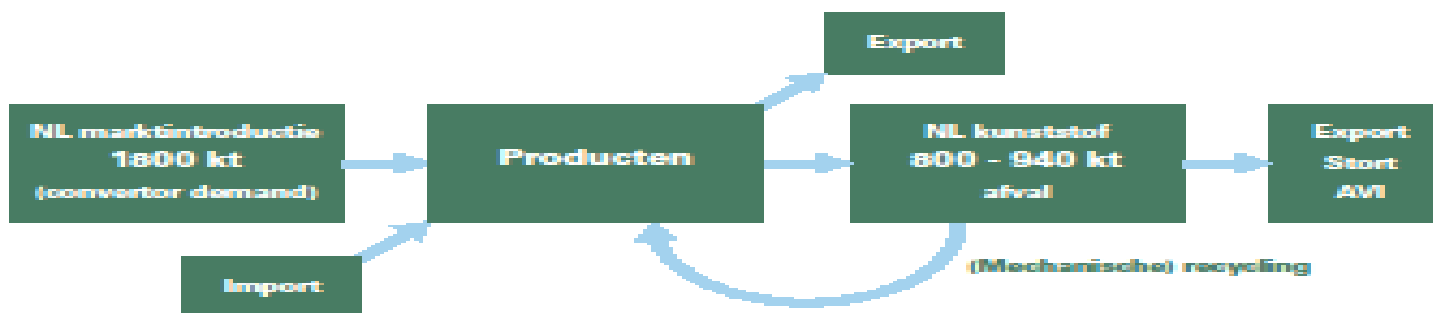
**PLASTIC AFVAL KUN JE BETER SCHEIDEN**

[WWW.PLASTICHEROES.NL](http://WWW.PLASTICHEROES.NL)



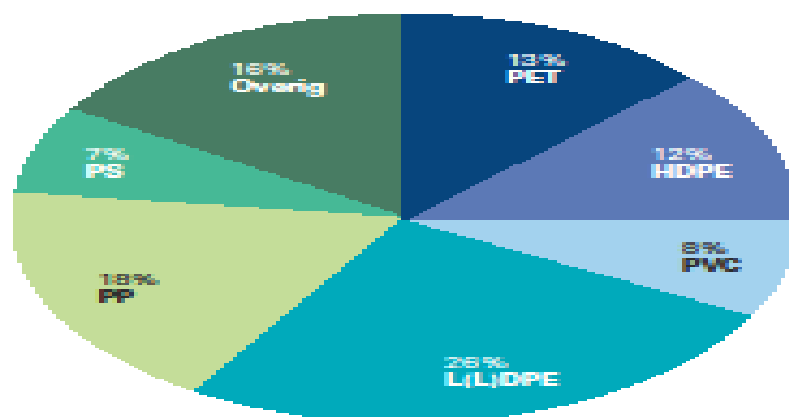
# Waste Packaging Waste Stream:

- **Content of Dutch Household Waste Streams in 2010 The Netherlands:**
- Gft-afval and OR; 37%
- Paper/carton; 22%
- Contamination materials; 6,6%
- Plastics; 14%
- Glass; 4,3%
- Ferro; 3,1%
- Non-ferro; 0,9%
- Textile; 3,6%
- KCA; 0,03% (Chemical Waste)
- Others; 8,0%, wood, stone materials, WEEE-materials, etc.



FIGUUR 1. Overzicht kunststof afvalstroom in Nederland.

Het afvalvolume van is onder te verdelen in verschillende typen polymeren, zie Grafiek 1.



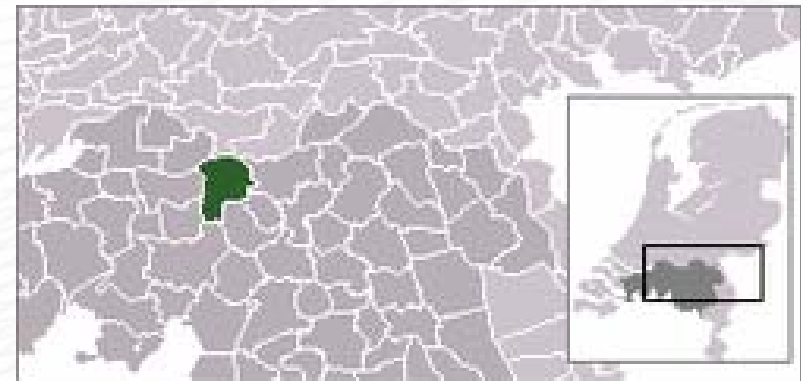
GRAFIEK 1. Afvalvolume uitgesplitst naar polymeer type.

# Increase of Plastic Waste:

- Between 1972 – 2009 the amount of plastic, available in the household waste has risen from 4 % to 22% in 2008!
- In 2010 this-% was 14% due to start-up collection initiatives.
- In 2011 .....?



- Breda: 130 km<sup>2</sup>, 175.000 inhabitants
- Heusden: 71 km<sup>2</sup>, 42.850 inhabitants



# Collection of Packaging Waste Materials in West-Brabant (Breda):

- “In 2011 zou er 532 ton plastic zijn opgehaald, wat 7,2 kilo per huishouden betekent. Het streven voor dat jaar was 7 kilo dus dit hebben we ruimschoots gehaald”, aldus de zegsman van de gemeente Breda.
- Het verpakkingenconvenant loopt eind van dit jaar af. Wethouder Wilbert Willems geeft aan dat geen duidelijkheid is over een vervolgspraak met het Rijk en de vergoedingen voor het inzamelen van plastic afval.
- Zolang dit onduidelijk blijft investeert de gemeente niet in uitbreidingen van de inzamelmiddelen.

# Collection of PAckaging Waste Materials in Community Heusden:

- In 2010 there were 123.860 bags been collected by Plastic Heroes.
- Average weight of a single bag is 1,1 kilogram.
- Heusden has 21.467 housholds, so this means 6,91 kilogram
- In 2009 no collection initiative, pilot started in October 2009.
- Each community receives from Nedvang € 475,--/ton
- Virgin prices are now rather high, so recycling material has to compete with this virgin.



# Recycling of this waste streams:

- Not allowed to put into these bags the following stuff:



- But a lot of people just do it: around 23% of these materials are found!

# Recycling of Waste streams:

- After collection these bags are pressed into bales and go to Germany.
- In Germany in a sink-float system the materials are separated and around 50% of all materials goes to material recycling and other part goes for incineration.
- Hardly any recycler in the Netherlands receives these plastics: some trials have been done.....
- Most plastics stay in Germany or they go to other places in Europe or the rest of the World.
- De nieuwe P+ People Planet Profit is uit en veroorzaakte een publiciteitsgolf over de uitspraak van CEO Ruud Sondag van Van Gansewinkel. Hij zei dat de helft van het in Nederland gescheiden plastic in Duitse afvalovens verdwijnt. Omdat ze er ook daar niks meer mee kunnen." Het afval is veel te divers.

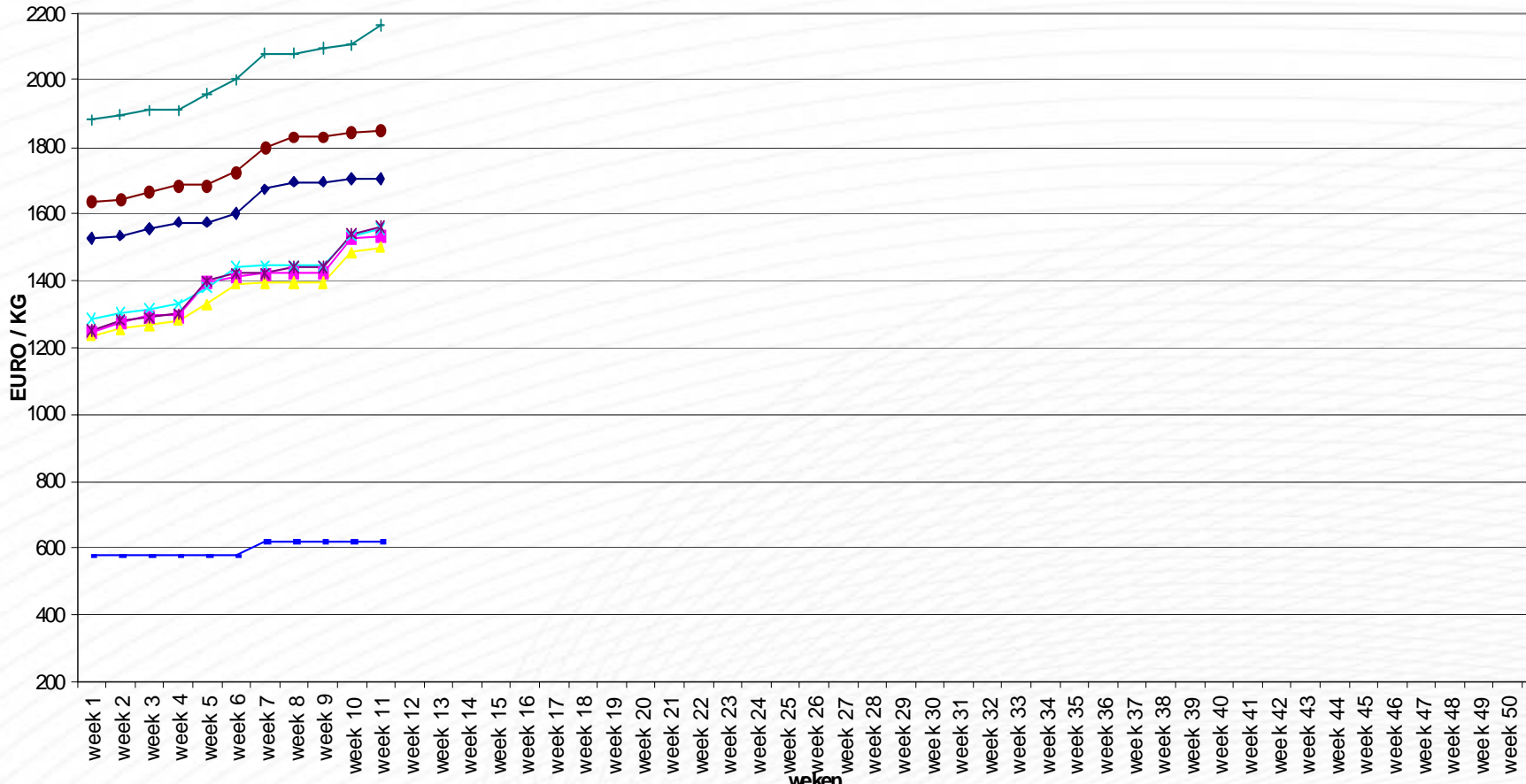


# Recycling of Waste Streams:

- By May/June 2012 the collections statistics of 2011 will be published by Nedvang.
- The fee, which communities receive is under discussion: expected to be (much) lower.....
- Around 60%-70% of the fee is only for logistics and collecting: so hardly any fee left for the recyclers.
- Investments are rather high due to high capacity, input and throughput.
- Hardly any subsidiary for recyclers to invest in recycling. Also lack of know-how and a lot of administration.

# Development of virgin plastics:

Platts prices 2012



Promotion material:

**IK ZIT  
IN JE  
BUMPER**



# Thank you for your attention!

- At the end of 2012 42% of all Dutch Plastic Packaging Waste should be recycled in a efficient way”.

